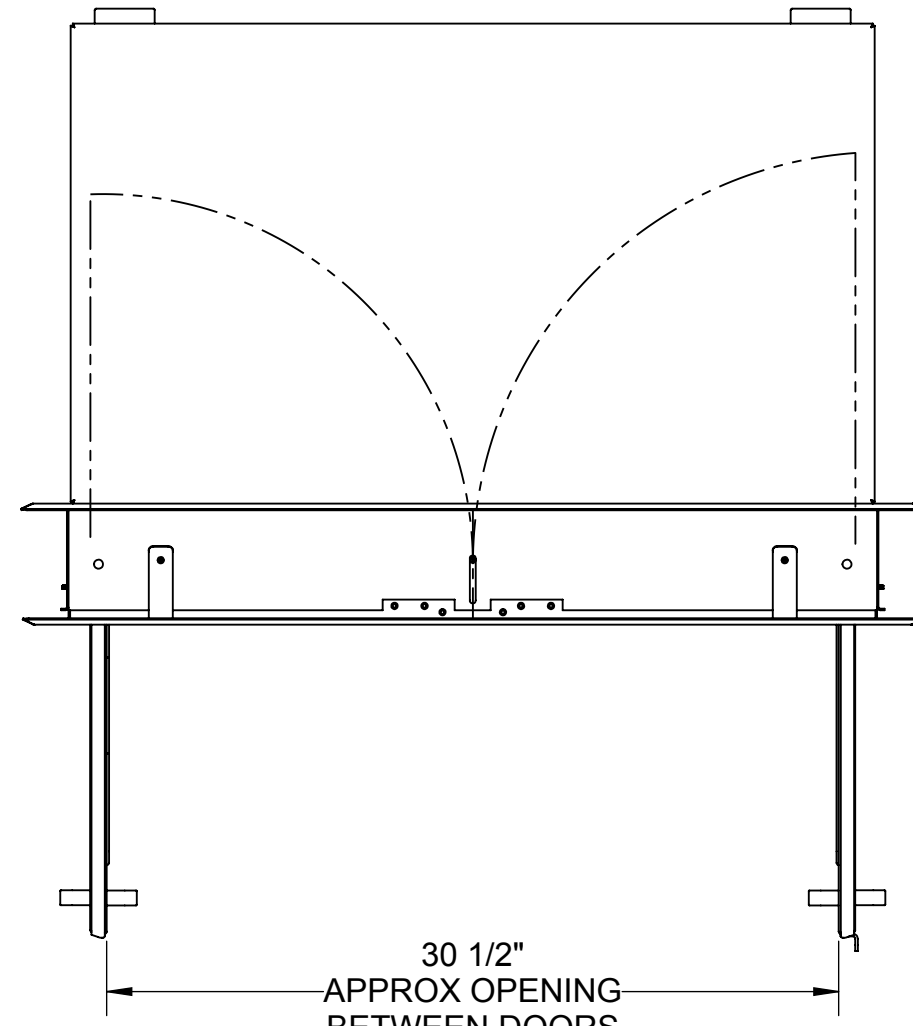
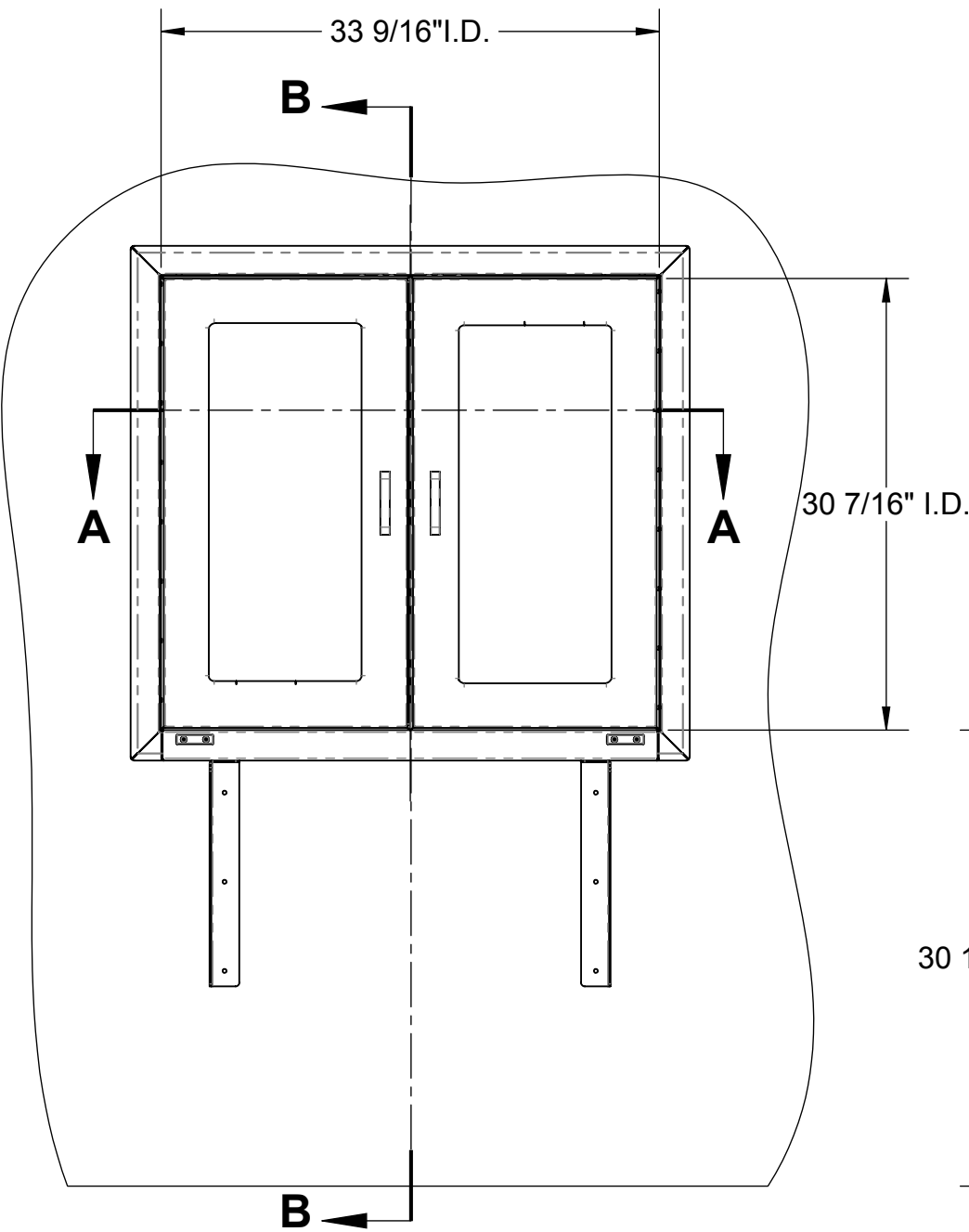


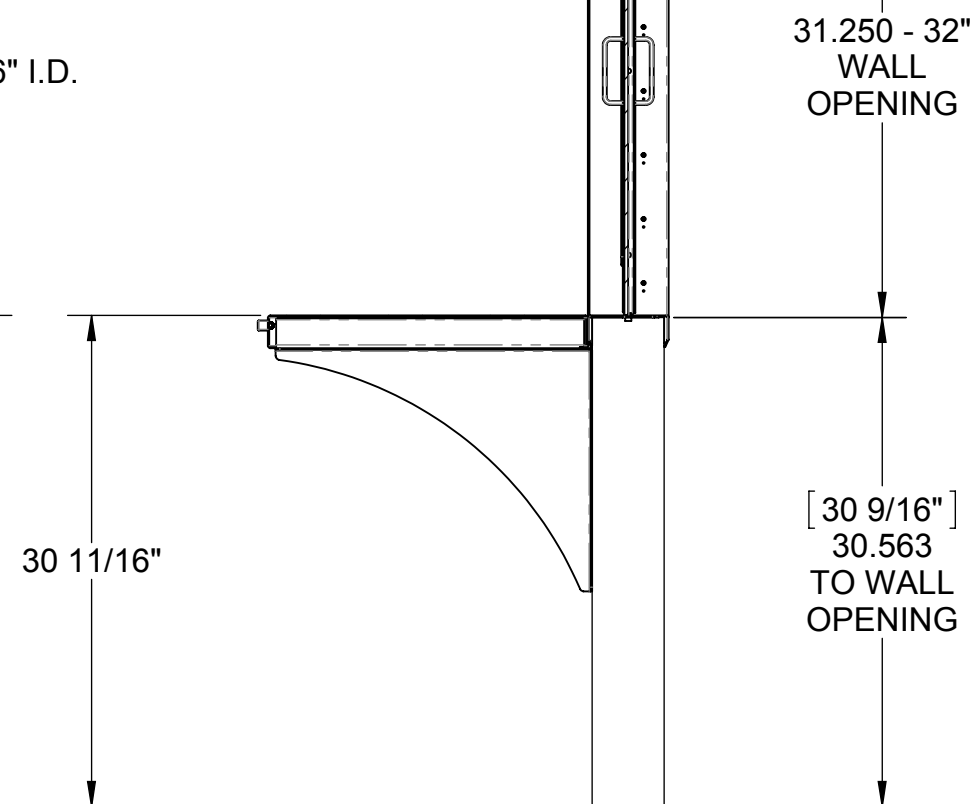
SECTION A-A



30 1/2"
APPROX OPENING
BETWEEN DOORS

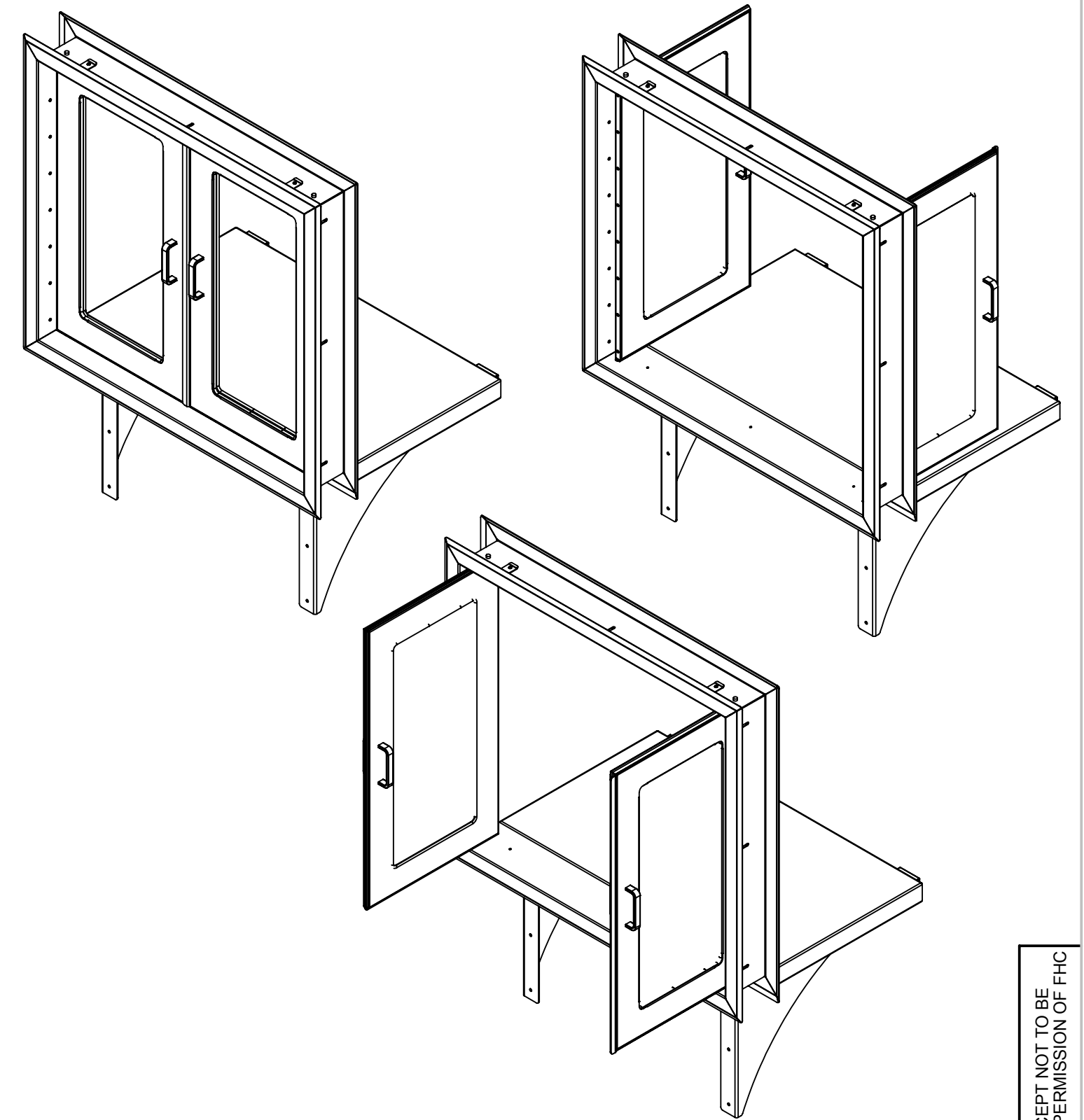


SECTION B-B



NOTES:

1. MATERIAL: 300 SERIES STAINLESS STEEL
2. WELDED CONSTRUCTION
3. STANDARD MATERIAL THICKNESS FOR CABINET COMPONENTS IS AS FOLLOWS:
 - COUNTER TOP: 14 GAGE
 - WALL MOUNT BRACKETS: 12 GAGE
 - FRAME: 16 GAGE
 - GLASS DOORS: 18 GAGE FRONT AND BACK OVER 16 GAGE FRAMES
4. UNLESS OTHERWISE NOTED: DOORS ARE NON LOCKING WITH SPRING LOADED DOOR CATCHES
5. DOOR GLASS: 3/16" THICK, TEMPERED
6. INSTALLATION BY OTHERS



Design Approval- ALL CUSTOM DESIGNS ARE NON-CANCELLABLE AND NON-RETURNABLE. This endorsed approval drawing must be received in order to release your order for production. By signing, you certify your approval in the following areas:

- Overall Dimensions
- Material
- Construction and Design
- Hardware (fixtures, casters, accessories)
- Delivery Access (will it fit through doors)
- Facility Integration (rough in alignment, etc)

Approval Signature _____ Date: _____

Print Name and Title _____

(Signature, Date, Printed Name & Title are all required)

ANY PHYSICAL, DIMENSIONAL OR PERFORMANCE SPECIFICATIONS SHALL NOT BE REVISED WITHOUT WRITTEN AUTHORIZATION FROM FHC

THIRD ANGLE PROJECTION INCHES

CRITICAL TO QUALITY Weight (pounds) 107.32

TITLE
PASS THROUGH WINDOW ASSEMBLY WITH SHELF

TOLERANCES UNLESS OTHERWISE SPECIFIED

ANGLES: ±1° DECIMALS .XX = ± .030
 FRACTIONS: ± 1/64 .XXX = ± .015
 .XXXX = ± .005



DRAWN BY L.ADKISSON DATE 02/10/2015
 CHECKED BY DATE

SCALE 1:12 SHEET 3 OF 3

DRAWING NUMBER
FHCPTW0002

CONFIDENTIAL & PROPRIETARY TO FUTURE HEALTH CONCEPT NOT TO BE COPIED OR SHOWN TO ANYONE WITHOUT THE EXPRESS PERMISSION OF FHC

AA	CUSTOMER APPROVAL	L.ADKISSON	02/10/2015
REV.	DESCRIPTION	CHANGED BY:	DATE
	REVISIONS		